



MODEL IXP 2600

Single Slide Two Directional Impactable White Metal

Cooler / Freezer Door System

MODEL IXP 2600 MANUAL / ELECTRIC

HIGH SPEED

With door opening speeds up to four feet per second, the IXP door provides unmatched productivity, material handling efficiency and energy cost savings without compromising insulation, seal or low cost energy consumption.

TIGHTEST SEAL

Utilizing a full perimeter non-marking double gasket system, and "down and in" track design, the IXP door line provides superior sealing without compromising gasket longevity. Door panels fully release from seals during high speed door operation. All individual gasket runs are arloc coated for frictionless contact and have extruded receptacles for easy single piece gasket removal and replacement.

ULTIMATE DURABILITY

Exclusive seamless rail system provides a self-cleaning, virtually frictionless surface for our lubed for life nylon roller wheels. A high torque synchronous drive belt tested millions of cycles requires no lubrication. Full perimeter replaceable polypropylene panel capping with integrated gasket seals is virtually indestructible and requires no messy high maintenance caulking. High performance clutchless and brakeless AC drive ensures high speed, continuous operation, minimizing maintenance and downtime while increasing energy cost savings and productivity.

EXCEPTIONALLY CLEAN

Our IXP doors have no chains and require no lubrication. Nylon rollers run at high speed across a rod track system eliminating any chance of shedding associated with steel wheels or plastic tracks. Gasket sealed polypropylene panel edge capping eliminates high maintenance caulking, impact damage and the complete woodless construction eliminates any chance of fibrous contamination. Complete washdown stainless steel construction available.

IMPACTABILITY

Providing the only impactable panel system allowing for a full 90 degree swing capability in both directions, the IXP door will virtually eliminate downtime and repair costs. The only wall mounted guidance system with a pivoting head capability, the IXP door can be impacted from the back side without floor hardware and hanger bolt damage. The auto-reset panel guidance feature insures door panels return to a fully sealed position. Full perimeter casing heat system eliminates costly damage associated with door impacts.

MAINTENANCE FREE

Designed for high cycle operation, every aspect of the IXP door was engineered to eliminate maintenance and downtime. The entire door system requires no lubrication and has no metal-to-metal contact eliminating wearing surfaces. The door's complete gasket release travel design, no wood construction, simple quick connect heat, and one-piece gasket system, virtually eliminates maintenance.



Power Model shown.



Impacted In



Impacted Out

Innovative Design. Superior Quality. Exceptional Value.

THE COLD STORAGE INDUSTRY'S TOP PERFORMING VALUE ENHANCED DOOR SYSTEM

The accelerated rate of change in the cold storage industry, coupled with ever increasing energy costs and competitive market forces, has put greater pressure on facility budgets. Performance and value have become inseparable key words for warehousing and food / beverage production worldwide. Companies providing refrigerated environments face new challenges within their facilities as they strive for higher productivity at lower operational costs. The IXP series of doors provides an exceptional solution to these new challenges.

Superior speed, standard breakaway panel, uncompromising quality, solid reliability and unmatched value define the IXP doors. Designed from the ground up to far exceed the offerings of other door manufacturers, yet priced to meet demanding budget constraints, the IXP series of doors will surely become the standard for the "next generation" of cold storage door solutions.

THE LEADER IN COLD STORAGE DOOR INNOVATION

Enviro | ASI Doors, Inc.
5848 North 95th Court | Milwaukee, WI 53225
PHONE: 414.464.6200 | FAX: 414.464.9863 | TOLL-FREE: 800.558.7068
www.envirodoors.com



enviro[®]
Cold Storage Doors

MODEL IXP 2600

Single Slide Two Directional Impactable
Cooler / Freezer Door System

MODEL IXP 2600 MANUAL / POWER

DESIGN AND CONSTRUCTION

DOOR SIZES

- Minimum: 5' x 6'.
- Maximum: 10' x 15'.

(Other sizes available - consult factory.)

PANEL CONSTRUCTION

- Sealed and unitized design.
- 4" panel thickness.
- 26 gauge white metal construction.
- Fully replaceable 4'0" bottom panel section.
- Full perimeter, replaceable polypropylene edge capping with dual integrated gasket seals.

OPERATION

- Powered model has 1 h.p. electromechanical operator. (Open-Speeds up to 48"/sec. - Close-up to 24"/sec.).
- 208/230/460 volt, 3 phase.
- AC motor with clutchless / brakeless operation.
- PLC (Programmable Logic Control).
- VFD (Variable Frequency Drive).
- Encoded self-calibrating limit position.
- H.M.I. (Human Machine Interface). Digital display with self-diagnostics and fault indicators.

INSULATION

- 4" poured polyurethane foam.
- R-30 rated.
- "K" factor of .12 at 75° F.

PERFORMANCE FEATURES (POWER MODELS)

- Torque sensing stop/reverse full height of door panels.
- Remote control box.

WARRANTY


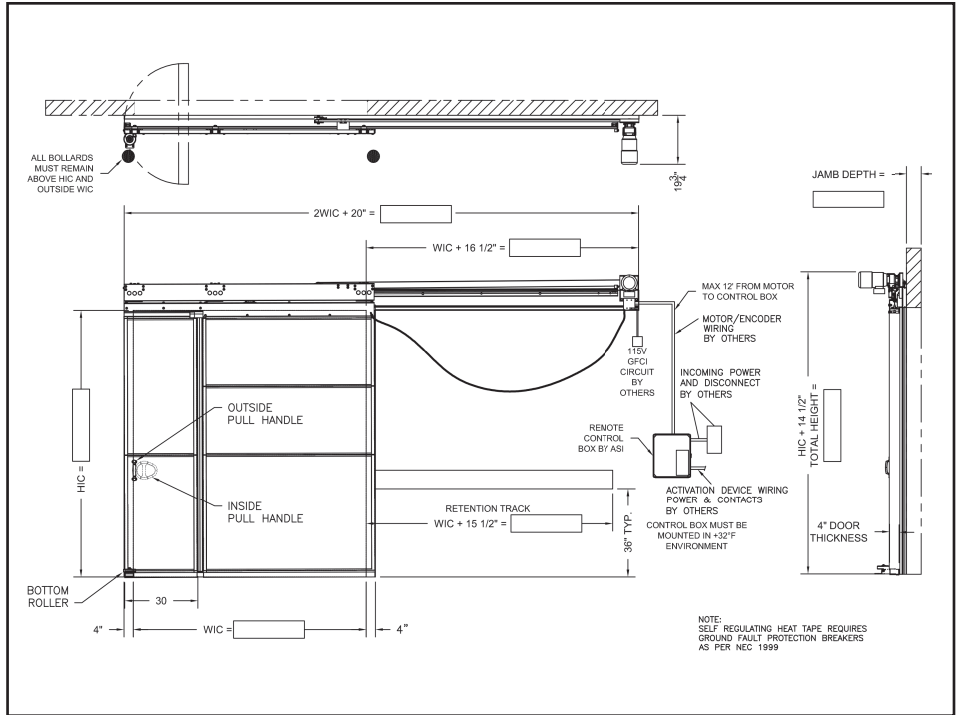
- One year limited warranty on all components.

OPTIONS


- Manual operation.
- Stainless steel construction.
- Windows.
- Colored metal.
- Padlocking.
- Shroud for rail and operator.

(POWER MODELS ONLY)

- Actuators: Pull cord; photoeye; radio control; loop detector or motion detector.
- Standard operation - activate open time delay close.




FULL PERIMETER REPLACEABLE CAPPING WITH INTEGRATED GASKET SEALS



DIGITAL DISPLAY WITH SELF-DIAGNOSTICS



BREAKAWAY PANEL



STANDARD XP SERIES HEADER AND RAIL ASSEMBLY



OPTIONAL REPLACEABLE BOTTOM PANEL SECTIONS

THE LEADER IN COLD STORAGE DOOR INNOVATION

Enviro | ASI Doors, Inc.
5848 North 95th Court | Milwaukee, WI 53225
PHONE: 414.464.6200 | FAX: 414.464.9863 | TOLL-FREE: 800.558.7068
www.envirodoors.com