

MODEL IXP 2600

Bi-Part Two Directional Impactable White Metal Cooler / Freezer Door System

Manual / Power

THE COLD STORAGE INDUSTRY'S TOP PERFORMING VALUE ENHANCED DOOR SYSTEM

The accelerated rate of change in the cold storage industry, coupled with ever increasing energy costs and competitive market forces, has put greater pressure on facility budgets. Performance and value have become inseparable key words for warehousing and food / beverage production worldwide. Companies providing refrigerated environments face new challenges within their facilities as they strive for higher productivity at lower operational costs. The IXP series of doors provides an exceptional solution to these new challenges.

Superior speed, uncompromising quality, solid reliability and unmatched value define the IXP doors. Designed from the ground up to far exceed the offerings of other door manufacturers, yet priced to meet demanding budget constraints, these doors will surely become the standard for the "next generation" of cold storage door solutions.



HIGH SPEED

With door opening speeds up to 48 feet per second, these door provides unmatched productivity, material handling efficiency and energy cost savings.

TIGHTEST SEAL

Utilizing a full perimeter non-marking gasket system, and "down and in" track design, our doors provide superior sealing without compromising gasket longevity.

ULTIMATE DURABILITY

Seamless rail system provides a self-cleaning, virtually frictionless surface for our lubed for life nylon roller wheels. A high torque synchronous drive belt, tested millions of cycles requires no lubrication.

EXCEPTIONALLY CLEAN

The XP has no chains and requires no lubrication. Nylon rollers run at high speed across a rod track system eliminating shedding. Complete woodless construction eliminates fibrous contamination.

IMPACTABILITY

With wall mounted guidance system and a pivoting head capability, the IXP door can be impacted from the back side without floor hardware and carrier damage. The auto-reset feature insures door panels return to a fully sealed position. Full perimeter casing heat system eliminates costly damage associated with door impacts.

LOW MAINTENANCE

The IXP door system requires no lubrication, has no metal-to-metal contact, eliminating wearing surfaces and downtime.

DESIGN AND CONSTRUCTION

DOOR SIZES

- Minimum: 5' x 6'
- Maximum: 10' x 17'
- (Other sizes available - consult factory.)

PANEL CONSTRUCTION

- Sealed design
- 4" panel thickness
- 26 gauge White metal construction
- Full perimeter, replaceable polypropylene edge capping with dual integrated gasket seals

OPERATION

- Powered model has 1 h.p. electromechanical operator (Open-speeds up to 48"/sec. - Close-up to 24"/sec.)
- 208/230/460 volt, 3 phase
- AC motor with clutchless / brakeless operation
- PLC (Programmable Logic Control)
- VFD (Variable Frequency Drive)
- Encoded self-calibrating limit position
- HMI (Human Machine Interface) digital display with self-diagnostics, and fault indicators

INSULATION

- 4" poured polyurethane foam
- R-30 rated
- "K" factor of .12 at 75°F

PERFORMANCE FEATURES

- Torque sensing stop/reverse full height of door panels
- Remote control box

OPTIONS


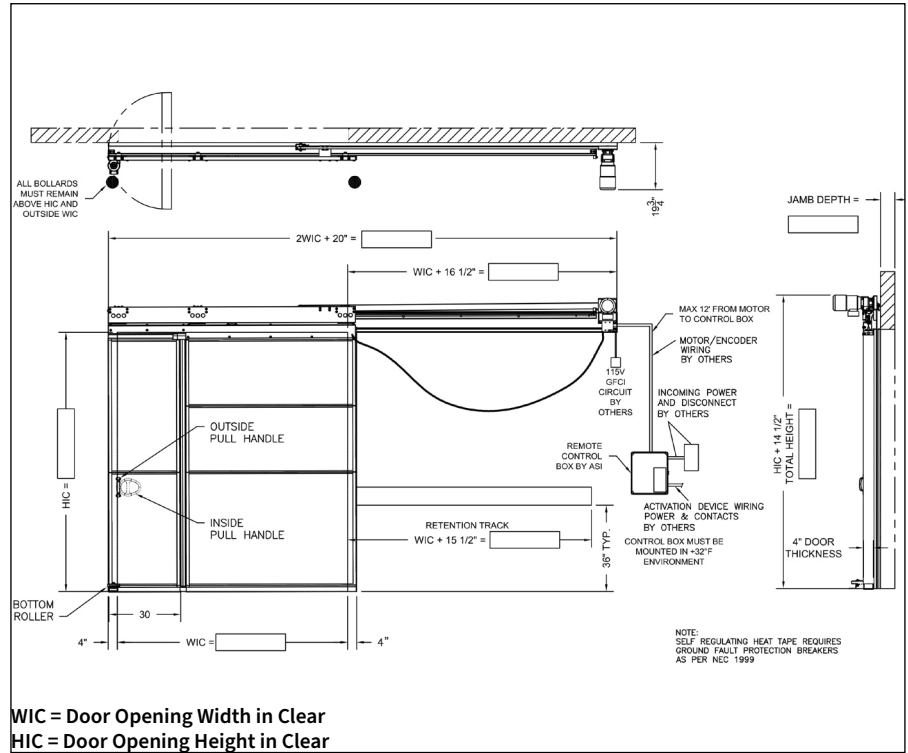
- Manual operation
- Stainless steel construction
- Windows
- Shroud for rail and operator
- Colored metal
- Padlocking

(POWER DOORS ONLY)


- Actuators: Pull cord, push button, photo eye, radio control, loop detector, motion detector
- Standard operation - activate open time delay close

WARRANTY

- One year limited warranty on all components




Full perimeter replaceable capping with integrated gasket seals.



Digital Display with self-diagnostics



Breakaway Panels



Standard Header and rail assembly

MODEL IXP 2100

Bi-Part To Directional Impactable White Metal Cooler / Freezer Door System

Manual / Power

THE COLD STORAGE INDUSTRY'S TOP PERFORMING VALUE ENHANCED DOOR SYSTEM

The accelerated rate of change in the cold storage industry, coupled with ever increasing energy costs and competitive market forces, has put greater pressure on facility budgets. Performance and value have become inseparable key words for warehousing and food / beverage production worldwide. Companies providing refrigerated environments face new challenges within their facilities as they strive for higher productivity at lower operational costs. The IXP series of doors provides an exceptional solution to these new challenges.

Superior speed, uncompromising quality, solid reliability and unmatched value define the IXP doors. Designed from the ground up to far exceed the offerings of other door manufacturers, yet priced to meet demanding budget constraints, these doors will surely become the standard for the "next generation" of cold storage door solutions.



HIGH SPEED

With door opening speeds up to 96 feet per second, these door provides unmatched productivity, material handling efficiency and energy cost savings.

TIGHTEST SEAL

Utilizing a full perimeter non-marking gasket system, and "down and in" track design, our doors provide superior sealing without compromising gasket longevity.

ULTIMATE DURABILITY

Seamless rail system provides a self-cleaning, virtually frictionless surface for our lubed for life nylon roller wheels. A high torque synchronous drive belt, tested millions of cycles requires no lubrication.

EXCEPTIONALLY CLEAN

The IXP has no chains and requires no lubrication. Nylon rollers run at high speed across a rod track system eliminating shedding. Complete woodless construction eliminates fibrous contamination.

IMPACTABILITY

With wall mounted guidance system and a pivoting head capability, the IXP door can be impacted from the back side without floor hardware and carrier damage. The auto-reset feature insures door panels return to a fully sealed position. Full perimeter casing heat system eliminates costly damage associated with door impacts.

LOW MAINTENANCE

The IXP door system requires no lubrication, has no metal-to-metal contact, eliminating wearing surfaces and downtime.

DESIGN AND CONSTRUCTION

DOOR SIZES

- Minimum: 5' x 6'
 - Maximum: 12' x 17'
- (Other sizes available - consult factory.)

PANEL CONSTRUCTION

- Sealed design
- 4" panel thickness
- 26 gauge White metal construction
- Full perimeter, replaceable polypropylene edge capping with dual integrated gasket seals

OPERATION

- Powered model has 1 h.p. electromechanical operator (Open-speeds up to 96"/sec. - Close-up to 48"/sec.)
- 208/230/460 volt, 3 phase
- AC motor with clutchless / brakeless operation
- PLC (Programmable Logic Control)
- VFD (Variable Frequency Drive)
- Encoded self-calibrating limit position
- HMI (Human Machine Interface) digital display with self-diagnostics, and fault indicators

INSULATION

- 4" poured polyurethane foam
- R-30 rated
- "K" factor of .12 at 75°F

PERFORMANCE FEATURES

- Torque sensing stop/reverse full height of door panels
- Remote control box

OPTIONS

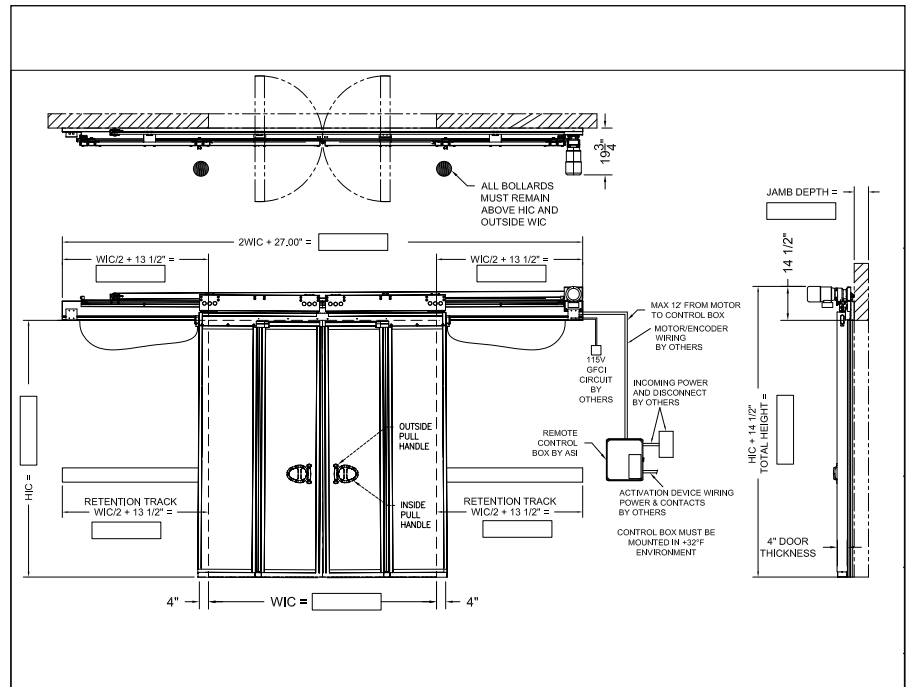
- Manual operation
- Stainless steel construction
- Windows
- Shroud for rail and operator
- Colored metal
- Padlocking

(POWER DOORS ONLY)


- Actuators: Pull cord, push button, photo eye, radio control, loop detector, motion detector
- Pre-announce to close kit (LED light bar)
- Standard operation - activate open time delay close

WARRANTY


- One year limited warranty on all components



WIC = Door Opening Width in Clear
HIC = Door Opening Height in Clear




Full perimeter replaceable capping with integrated gasket seals.




Digital Display with self-diagnostics



Breakaway Panels



Standard Header and rail assembly



Breakaway wall track

MODEL XP 2700 ISO-FLEX

Manual/Power Single Sliding Cooler / Freezer Door System



THE COLD STORAGE INDUSTRY'S TOP PERFORMING VALUE ENHANCED DOOR SYSTEM

The accelerated rate of change in the cold storage industry, coupled with ever increasing energy costs and competitive market forces, has put greater pressure on facility budgets. Performance and value have become inseparable key words for warehousing and food/beverage production worldwide. Companies providing refrigerated environments face new challenges within their facilities as they strive for higher productivity at lower operational costs. The XP Iso-Flex series of doors provides an exceptional solution to these new challenges.

Superior speed, impactability, uncompromising quality, solid reliability and unmatched value define the XP Iso-Flex doors. Designed from the ground up to far exceed the offerings of other door manufacturers, yet priced to meet demanding budget constraints, the XP Iso-Flex series of doors will surely become the standard for the “next generation” of cold storage door solutions.



HIGH SPEED

With door opening speeds up to 50 inches per second, the XP Iso-Flex door provides unmatched productivity, material handling efficiency and energy cost savings.

TIGHTEST SEAL

Utilizing a full perimeter non-marking gasket system, and “down and in” track design, XP Iso-Flex doors provide superior sealing without compromising gasket longevity.

ULTIMATE DURABILITY

Seamless rail system provides a self-cleaning, virtually frictionless surface for our lubed for life nylon roller wheels. A high torque synchronous drive belt, tested millions of cycles requires no lubrication.

EXCEPTIONALLY CLEAN

The XP Iso-Flex has no chains and requires no lubrication. Nylon rollers run at high speed across a rod track system eliminating shedding. Complete woodless construction eliminates fibrous contamination.

IMPACTABILITY

The XP 2700 is the only impactable door to utilize a wall mounted guidance system and a pivoting door panel carrier, which provides superior impact capability while reducing downtime and repair costs.

LOW MAINTENANCE

The XP Iso-Flex door system requires no lubrication, has no metal-to-metal contact, eliminating wearing surfaces and downtime.

DESIGN AND CONSTRUCTION

DOOR SIZES

- Minimum: 5' x 7'
- Maximum: 8' x 19'
- (Other sizes available - consult factory)

PANEL CONSTRUCTION

- Sealed design
- Thermoplastic outer shell
- Polyurethane perimeter panel edge

OPERATION

- Powered model has high speed electromechanical operator. (Open-Speeds up to 50"/sec. - Close - up to 25"/sec)
- 115/230 volt AC, single phase, or 460 volt AC, 3-phase
- DC motor with clutchless / brakeless operation
- Encoded self-calibrating limit position
- Standard motor / encoder IP65 rated
- Remote HMI digital display with self-diagnostics, history function and fault indicators

INSULATION

- XLPE foam
- 4" panel - R-17 standard

PERFORMANCE FEATURES

- Torque sensing stop/reverse full height of door panels
- Header mounted control box with pre-wired remote digital display
- Pre-wired motor and encoder
- LED indicators in control box for door status

OPTIONS

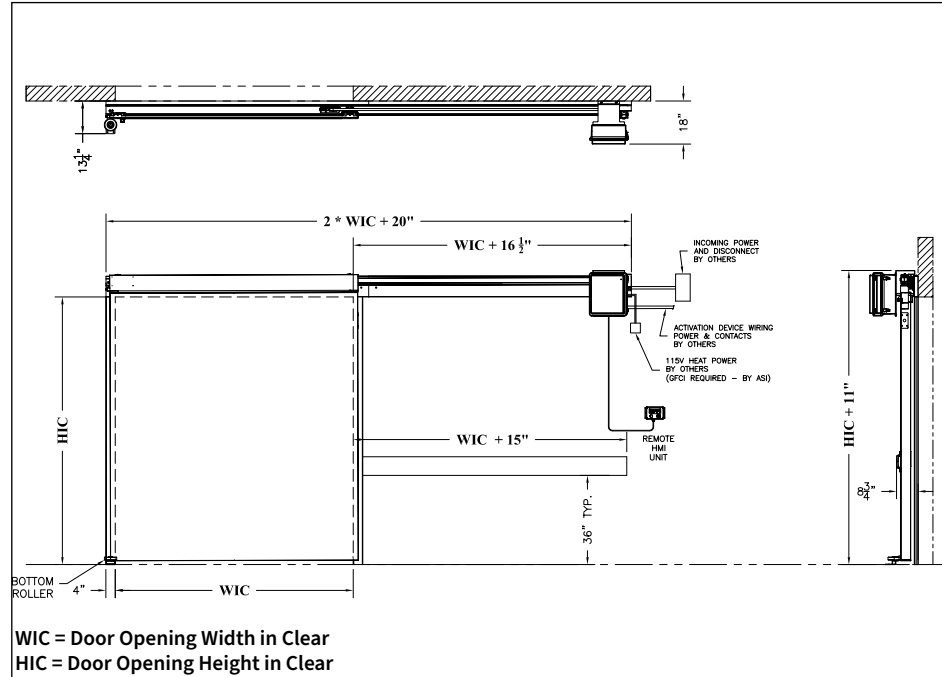
- Manual operation
- Stainless steel header construction

(POWER DOORS ONLY)

- Actuators: Pull cord, push button, photo eye, radio control, loop detector, motion detector
- Pre-announce to close kit (LED light bar)
- Standard operation - (2) pull cords or (2) push buttons with time delay close
- Standard operation - activate open time delay close

WARRANTY

- Two year limited warranty on all components



Remote HMI Digital Display



Standard Stainless Steel Breakaway Wall Track

MODEL XP 2200 ISO-FLEX

Manual/Power Bi-Part Sliding Cooler / Freezer Door System



THE COLD STORAGE INDUSTRY'S TOP PERFORMING VALUE ENHANCED DOOR SYSTEM

The accelerated rate of change in the cold storage industry, coupled with ever increasing energy costs and competitive market forces, has put greater pressure on facility budgets. Performance and value have become inseparable key words for warehousing and food / beverage production worldwide. Companies providing refrigerated environments face new challenges within their facilities as they strive for higher productivity at lower operational costs. The XP Iso-Flex series of doors provides an exceptional solution to these new challenges.

Superior speed, impactability, uncompromising quality, solid reliability and unmatched value define the XP Iso-Flex doors. Designed from the ground up to far exceed the offerings of other door manufacturers, yet priced to meet demanding budget constraints, the XP Iso-Flex series of doors will surely become the standard for the “next generation” of cold storage door solutions.



HIGH SPEED

With door opening speeds up to 100 inches per second, the XP Iso-Flex door provides unmatched productivity, material handling efficiency and energy cost savings.

TIGHTEST SEAL

Utilizing a full perimeter non-marking gasket system, and “down and in” track design, XP Iso-Flex doors provide superior sealing without compromising gasket longevity.

ULTIMATE DURABILITY

Seamless rail system provides a self-cleaning, virtually frictionless surface for our lubed for life nylon roller wheels. A high torque synchronous drive belt, tested millions of cycles requires no lubrication.

EXCEPTIONALLY CLEAN

The XP Iso-Flex has no chains and requires no lubrication. Nylon rollers run at high speed across a rod track system eliminating shedding. Complete woodless construction eliminates fibrous contamination.

IMPACTABILITY

The XP 2200 is the only impactable door to utilize a wall mounted guidance system and a pivoting door panel carrier, which provides superior impact capability while reducing downtime and repair costs.

LOW MAINTENANCE

The XP Iso-Flex door system requires no lubrication, has no metal-to-metal contact, eliminating wearing surfaces and downtime.

DESIGN AND CONSTRUCTION

DOOR SIZES

- Minimum: 5' x 7'
 - Maximum: 10' x 19'
- (Other sizes available - consult factory.)

PANEL CONSTRUCTION

- Sealed design
- Thermoplastic outer shell
- Polyurethane perimeter panel edge

OPERATION

- Powered model has high speed electromechanical operator. (Open-Speeds up to 100"/sec. - Close - up to 50"/sec.).
- 115/230 volt AC, single phase, or 460 volt AC, 3-phase
- DC motor with clutchless / brakeless operation
- Encoded self-calibrating limit position
- Standard motor / encoder IP65 rated
- Remote HMI digital display with self-diagnostics, history function and fault indicators

INSULATION

- XLPE foam
- 4" panel - R-17 rated

PERFORMANCE FEATURES

- Torque sensing stop/reverse full height of door panels
- Header mounted control box with pre-wired remote digital display.
- Pre-wired motor and encoder
- LED indicators in control box for door status

OPTIONS

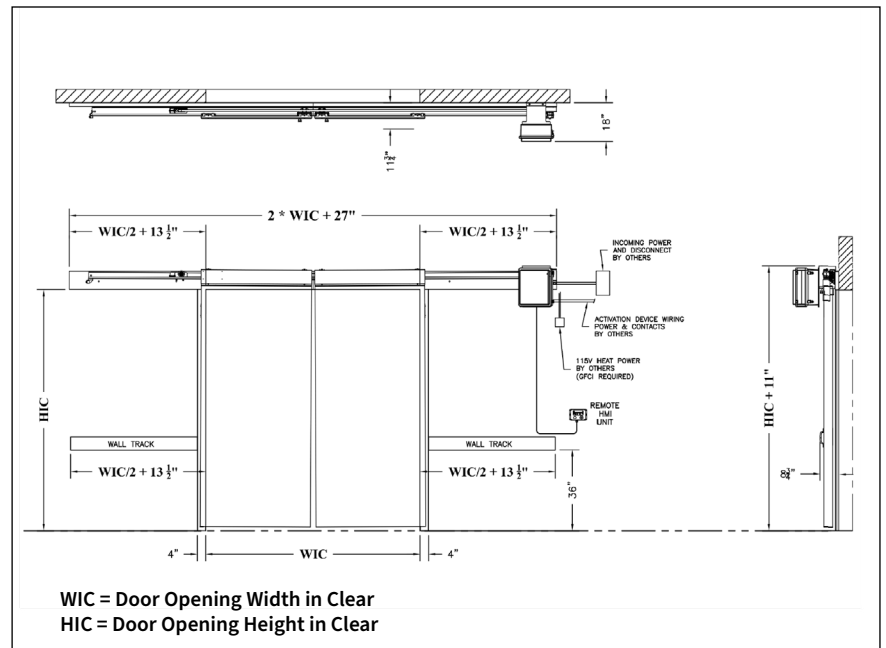
- Manual operation
- Stainless steel header construction

(POWER DOOR ONLY)


- Actuators: Pull cord, push button, photo eye, radio control, loop detector, motion detector
- Pre-announce to close kit (LED light bar)
- Standard operation - (2) pull cords or (2) push buttons with time delay close
- Standard operation - activate open time delay

WARRANTY

- Two year limited warranty on all components



Remote HMI Digital Display



Standard Stainless Steel Breakaway Wall Track

MODEL XP 2500

Manual/Power Single Sliding Cooler / Freezer Door System



THE COLD STORAGE INDUSTRY'S TOP PERFORMING VALUE ENHANCED DOOR SYSTEM

The accelerated rate of change in the cold storage industry, coupled with ever increasing energy costs and competitive market forces, has put greater pressure on facility budgets. Performance and value have become inseparable key words for warehousing and food/beverage production worldwide. Companies providing refrigerated environments face new challenges within their facilities as they strive for higher productivity at lower operational costs. The XP series of doors provides an exceptional solution to these new challenges.

Superior speed, impactability, uncompromising quality, solid reliability and unmatched value define the XP doors. Designed from the ground up to far exceed the offerings of other door manufacturers, yet priced to meet demanding budget constraints, the XP series of doors will surely become the standard for the “next generation” of cold storage door solutions.



HIGH SPEED

With door opening speeds up to 50 inches per second, the XP door provides unmatched productivity, material handling efficiency and energy cost savings.

TIGHTEST SEAL

Utilizing a full perimeter non-marking gasket system, and “down and in” track design, XP doors provide superior sealing without compromising gasket longevity. All individual gasket runs have extruded receptacles for easy single piece gasket removal and replacement

ULTIMATE DURABILITY

Seamless rail system provides a self-cleaning, virtually frictionless surface for our lubed for life nylon roller wheels. A high torque synchronous drive belt tested millions of cycles requires no lubrication.

EXCEPTIONALLY CLEAN

The XP doors have no chains and requires no lubrication. Nylon rollers run at high speed across a rod track system eliminating shedding. Complete woodless construction eliminates fibrous contamination.

LOW MAINTENANCE

The XP door system requires no lubrication, has no metal-to-metal contact, eliminating wearing surfaces and downtime.

DESIGN AND CONSTRUCTION

DOOR SIZES

- Minimum: 5'x 7'
- Maximum: 10' x 14'

(Other sizes available - consult factory)

PANEL CONSTRUCTION

- Sealed design
- 4" thickness (Optional 5.5")
- White metal construction
- Full perimeter heat (Freezer Model Only)

OPERATION

- Powered model has high speed electromechanical operator. (Open-Speeds up to 50"/sec. - Close - up to 25"/sec)
- 115/230 volt AC, single phase or 460 volt AC, 3-phase
- DC motor with clutchless / brakeless operation
- Encoded self-calibrating limit position
- Standard motor / encoder IP65 rated
- Remote HMI digital display with self-diagnostics, history function and fault indicators

INSULATION

- 4" poured polyurethane foam
- 4" panel - R-30 rated
- "K" factor of .12 at 75°

PERFORMANCE FEATURES

- Torque sensing stop/reverse full height of door panels
- Header mounted control box with pre-wired remote digital display
- Pre-wired motor and encoder
- LED indicators in control box for door status

OPTIONS

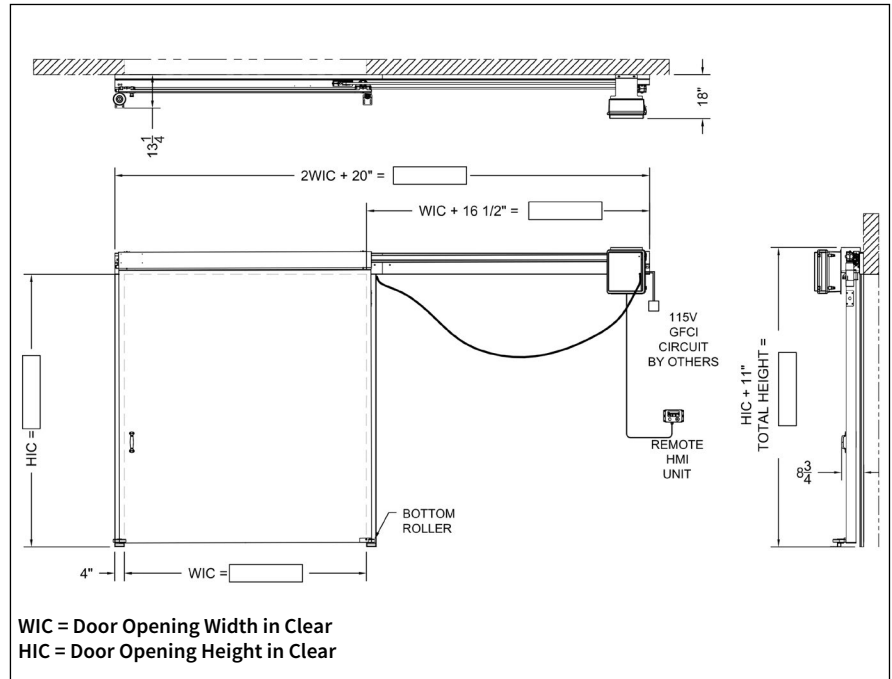
- Manual operation
- Stainless steel construction
- Windows
- Breakaway wall retention track
- Colored metal
- Padlocking

(POWER DOORS ONLY)


- Actuators: Pull cord, push button, photo eye, radio control, loop detector, motion detector
- Pre-announce to close kit (LED light bar)
- Standard operation - (2) pull cords or (2) push buttons with time delay close
- Standard operation - activate open time delay close

WARRANTY

- One year limited warranty on all components



Remote HMI Digital Display



Optional Stainless Steel Breakaway Wall Track

MODEL XP 2000

Bi-Part Sliding Cooler / Freezer Door System

Manual / Power



THE COLD STORAGE INDUSTRY'S TOP PERFORMING VALUE ENHANCED DOOR SYSTEM

The accelerated rate of change in the cold storage industry, coupled with ever increasing energy costs and competitive market forces, has put greater pressure on facility budgets. Performance and value have become inseparable key words for warehousing and food / beverage production worldwide. Companies providing refrigerated environments face new challenges within their facilities as they strive for higher productivity at lower operational costs. The XP series of doors provides an exceptional solution to these new challenges.

Superior speed, uncompromising quality, solid reliability and unmatched value define the XP doors. Designed from the ground up to far exceed the offerings of other door manufacturers, yet priced to meet demanding budget constraints, the XP series of doors will surely become the standard for the “next generation” of cold storage door solutions.



HIGH SPEED

With door opening speeds up to 100 feet per second, the XP door provides unmatched productivity, material handling efficiency and energy cost savings.

TIGHTEST SEAL

Utilizing a full perimeter non-marking gasket system, and “down and in” track design, XP doors provide superior sealing without compromising gasket longevity.

ULTIMATE DURABILITY

Seamless rail system provides a self-cleaning, virtually frictionless surface for our lubed for life nylon roller wheels. A high torque synchronous drive belt, tested millions of cycles requires no lubrication.

EXCEPTIONALLY CLEAN

The XP has no chains and requires no lubrication. Nylon rollers run at high speed across a rod track system eliminating shedding. Complete woodless construction eliminates fibrous contamination.

IMPACTABILITY

With optional wall mounted guidance system and a pivoting head capability, the XP door can be impacted from the back side without floor hardware and carrier damage. The auto-reset feature insures door panels return to a fully sealed position. Full perimeter casing heat system eliminates costly damage associated with door impacts.

LOW MAINTENANCE

The XP door system requires no lubrication, has no metal-to-metal contact, eliminating wearing surfaces and downtime.

DESIGN AND CONSTRUCTION

DOOR SIZES

- Minimum: 5' x 7'
 - Maximum: 10' x 14'
- (Other sizes available - consult factory.)

PANEL CONSTRUCTION

- Sealed design
- 4" panel thickness (Optional 5.5")
- White metal construction
- Full perimeter heat (Freezer Model Only)

OPERATION

- Powered model has high speed electromechanical operator. (Open-Speeds up to 100"/sec. - Close - up to 50"/sec.).
- 115/230 volt AC, single phase, or 460 volt AC, 3-phase
- DC motor with clutchless / brakeless operation
- Encoded self-calibrating limit position
- Standard motor / encoder IP65 rated
- Remote HMI digital display with self-diagnostics, history function and fault indicators

INSULATION

- 4" poured polyurethane foam
- 4" panel - R-30 rated
- "K" factor of .12 at 75°F

PERFORMANCE FEATURES

- Torque sensing stop/reverse full height of door panels
- Header mounted control box with pre-wired remote digital display
- Pre-wired motor and encoder
- LED indicators in control box for door status

OPTIONS

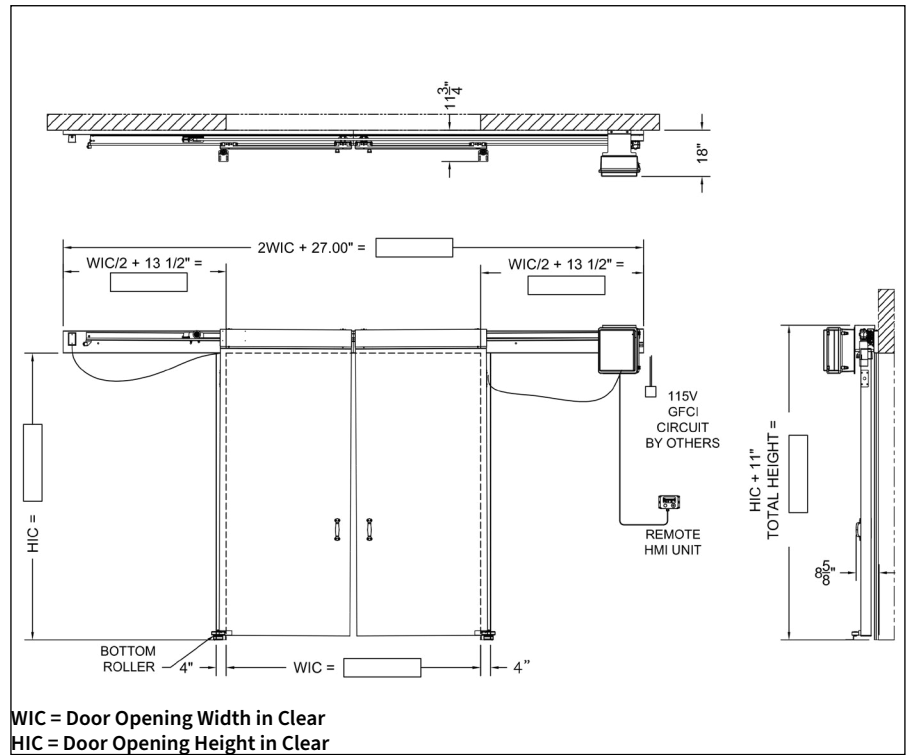
- Manual operation
- Stainless steel construction
- Windows
- Breakaway wall retention track
- Colored metal
- Padlocking

(POWER DOORS ONLY)

- Actuators: Pull cord, push button, photo eye, radio control, loop detector, motion detector
- Pre-announce to close kit (LED light bar)
- Standard operation - (2) pull cords or (2) push buttons with time delay close
- Standard operation - activate open time delay close

WARRANTY

- One year limited warranty on all components



Remote HMI Digital Display



Optional Stainless Steel Breakaway Wall Track