


# CAGE FANS

## PEDESTAL FANS

### HEAVY DUTY INDUSTRIAL GRADE

- Marathon TEAO motor, 2-speed
- 115V thermally protected
- Motor speed: 750/1075 RPM
- OSHA compliant blue, powder coated guards
- Factory wired 10' cord w/ inline cord switch
- 1-year warranty



#### MOUNTING OPTIONS



**PB Pedestal Base**  
Adjustable height: 42-72"  
33" closed base



**CW Column-Wall**

# 18"

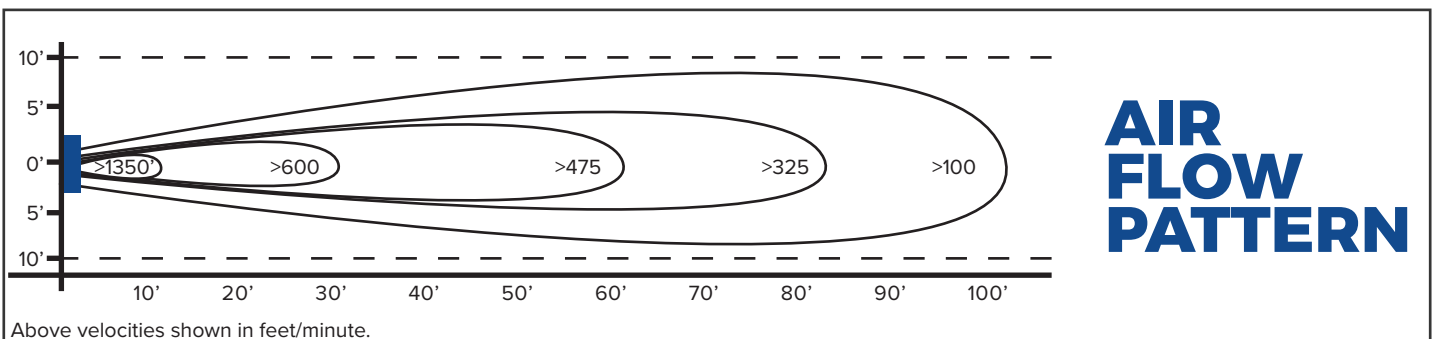
| SIZE | CFM LOW/HIGH | HP  | VOLTAGE | RUNNING AMPS | SHIPPING WEIGHT |
|------|--------------|-----|---------|--------------|-----------------|
| 18"  | 3010/4600    | 1/2 | 115V/1Ø | 3.7          | 43 lbs          |

# 24"

| SIZE | CFM LOW/HIGH | HP  | VOLTAGE | RUNNING AMPS | SHIPPING WEIGHT |
|------|--------------|-----|---------|--------------|-----------------|
| 24"  | 4000/6300    | 1/2 | 115V/1Ø | 5.6          | 50 lbs          |

# 30"

| SIZE | CFM LOW/HIGH | HP  | VOLTAGE | RUNNING AMPS | SHIPPING WEIGHT |
|------|--------------|-----|---------|--------------|-----------------|
| 30"  | 8600/9700    | 1/2 | 115V/1Ø | 5.6          | 54 lbs          |



# CAGE FANS

STAINLESS STEEL

## HEAVY DUTY INDUSTRIAL GRADE STAINLESS STEEL

- Marathon TEAO or Stainless Steel Washdown Motor
- 115V thermally protected
- Motor speed: 1075 RPM
- OSHA compliant stainless steel guards
- Factory wired 10' cord
- 1-year warranty



### MOUNTING OPTIONS



PS Portable Stroller  
Stainless Steel



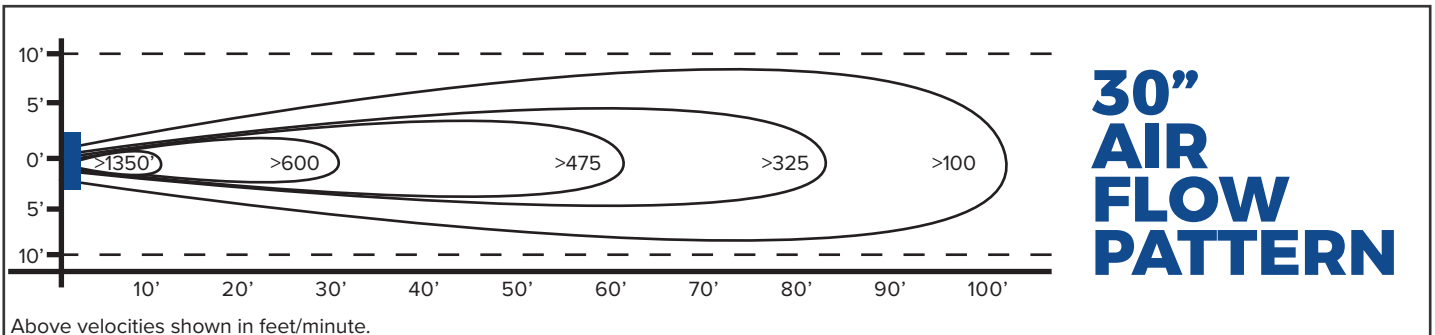
CW Column-Wall  
Stainless Steel

# 24"

| SIZE | CFM  | HP  | VOLTAGE | RUNNING AMPS | SHIPPING WEIGHT    |
|------|------|-----|---------|--------------|--------------------|
| 24"  | 6300 | 1/2 | 115V/1Ø | 5.6          | 50 lbs<br>Fan Only |

# 30"

| SIZE | CFM  | HP  | VOLTAGE | RUNNING AMPS | SHIPPING WEIGHT    |
|------|------|-----|---------|--------------|--------------------|
| 30"  | 9700 | 1/2 | 115V/1Ø | 5.6          | 54 lbs<br>Fan Only |



## 30" AIR FLOW PATTERN